



Features:

- Universal / Full range AC input
- Versatile Plug & Go / World Traveller design - global potential.
- Class II power (no earth)
- Small & Compact design
- Cost effective and high reliability
- Protections: Over Voltage, Short circuit & Over Temp.
- Approvals: GS, UL/cUL & CE
- Level V ErP/EuP efficiency compliant
- MTBF >50,000 hours
- 1 Year Warranty



| Output Characteristics | | | | | | | |
|--------------------------|---|---------------------|---------------------|---------------------|---------------------|---------------------|---------------------|
| Part Number | T3915ST | T3916ST | T3917ST | T3918ST | T3919ST | T3920ST * | T3921ST |
| Voltage | 3.3Vdc | 5Vdc | 9Vdc | 12Vdc | 15Vdc | 18Vdc | 24Vdc |
| Current Max. | 1.8A | 1.2A | 0.67A | 0.5A | 0.4A | 0.33A | 0.25A |
| Current Min. | 0A | 0A | 0A | 0A | 0A | 0A | 0A |
| Power (watts) | 6W | 6W | 6W | 6W | 6W | 6W | 6W |
| Line Regulation | +/-1% | +/-3% | +/-3% | +/-3% | +/-3% | +/-1% | +/-1% |
| Voltage Tolerance | +/-0.3V | +/-5% | +/-5% | +/-5% | +/-5% | +/-5% | +/-5% |
| Ripple & Noise (mV p-p) | 150mV | 150mV | 150mV | 120mV | 150mV | 180mV | 240mV |
| Protections | Over Voltage: Protection through primary circuit IC Short Circuit: Output shut down and auto restart Temperature: No ignition, smoke or deformation of the case | | | | | | |
| Case Size (See below) mm | 64 x 40.5 x 30 | 64 x 40.5 x 30 | 64 x 40.5 x 30 | 64 x 40.5 x 30 | 64 x 40.5 x 30 | 64 x 40.5 x 30 | 64 x 40.5 x 30 |
| Weight (approx.) | 115g | 115g | 112g | 112g | 114g | 135g | 114g |
| DC Cord | 1 Metre | 1.5 Metre | 1.8 Metre | 1.8 Metre | 1.8 Metre | 1.8 Metre | 1.8 Metre |
| DC Plug (mm) | Straight 2.1C+ve | Straight 2.1C+ve | Straight 2.1C+ve | Straight 2.1C+ve | Straight 2.1C+ve | Straight 2.1C+ve | Straight 2.1C+ve |

| Input Characteristics | | | | | | | |
|---|--|----------------------|----------------------|----------------------|----------------------|----------------------|----------------------|
| Rated Input Voltage | 100-240Vac | | | | | | |
| Full Input Voltage Range | 90-264Vac | | | | | | |
| Rated Frequency | 50-60Hz | | | | | | |
| Full Frequency Range | 47-63Hz | | | | | | |
| Efficiency (min.) | 69.5% | 69.53% | 73.41% | 73.41% | 73.41% | 66% | 66% |
| Input Current (RMS Max.) | 300mA | 300mA | 300mA | 300mA | 300mA | 300mA | 300mA |
| Inrush Current 115Vac: 230Vac: | No Damage | 30A Max. 60A Max. | 15A Max. 30A Max. | 30A Max. 60A Max. | 30A Max. 60A Max. | 15A Max. 30A Max. | 15A Max. 30A Max. |
| Leakage Current | <0.1mA | <0.1mA | 0.25mA | 0.1mA | 0.1mA | 0.25mA | 0.25mA |
| Input Power (no load) | <0.3W Max. (Level V ErP/EuP/CEC Compliant) | | | | | | |
| AC Inlet | Pack of 3 AC blades - UK, Euro & US | | | | | | |
| * Upgrade to level V efficiency currently pending on these units. | | | | | | | |

| Safety, Mechanical and Other Characteristics | |
|--|--|
| Range Model Designations | 3A-061WP, 3A-066WP & 3A-068WP (specified individually on each product label) |
| Hi-Pot Specification | 3000Vac or 4242Vdc 10mA 1 min. (I.P. to O.P.) |
| Insulation Resistance | 500Vdc to test the I.P.-O.P resistance not less than 100Mohm (I.P. to O.P.) |
| Operating Temperature | 0°C to 40°C |
| Storage Temperature | -10°C to 70°C |
| Operating Humidity | 20% to 80% |
| Storage Humidity | 10% to 90% |
| Safety Approvals | UL/CUL, GS & PSE |
| EMI Standards | FCC Class B & CE (EN55022B) |
| PB-free | Yes. RoHS Compliant |
| MTBF | 50K Hours (mean time before failure) |



Stontronics Ltd

Chancerygate Business Centre, Cradock Road, Reading, Berkshire, RG2 0AH.

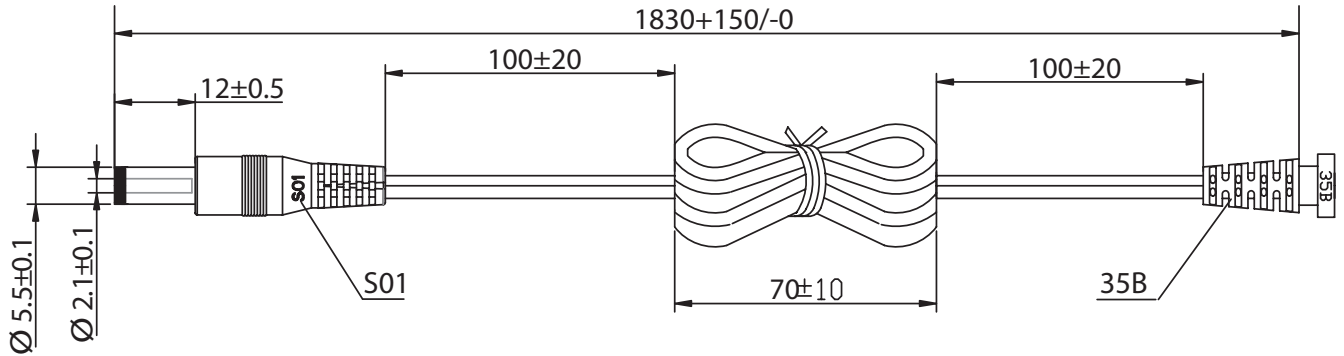
Tel: +44 (0) 118 931 1199 • Fax: +44 (0) 118 931 1145 • Email: info@stontronics.co.uk • Web: www.stontronics.co.uk

Please Note: Image shown is representative of entire range. Individual PSU image &/or drawings or data sheets available on request.

Stontronics Ltd accepts no responsibility for typographical errors in the production of this leaflet. Product specifications are subject to change without notice.

DC Plug & Lead Drawing

- 1.8M DC Lead:

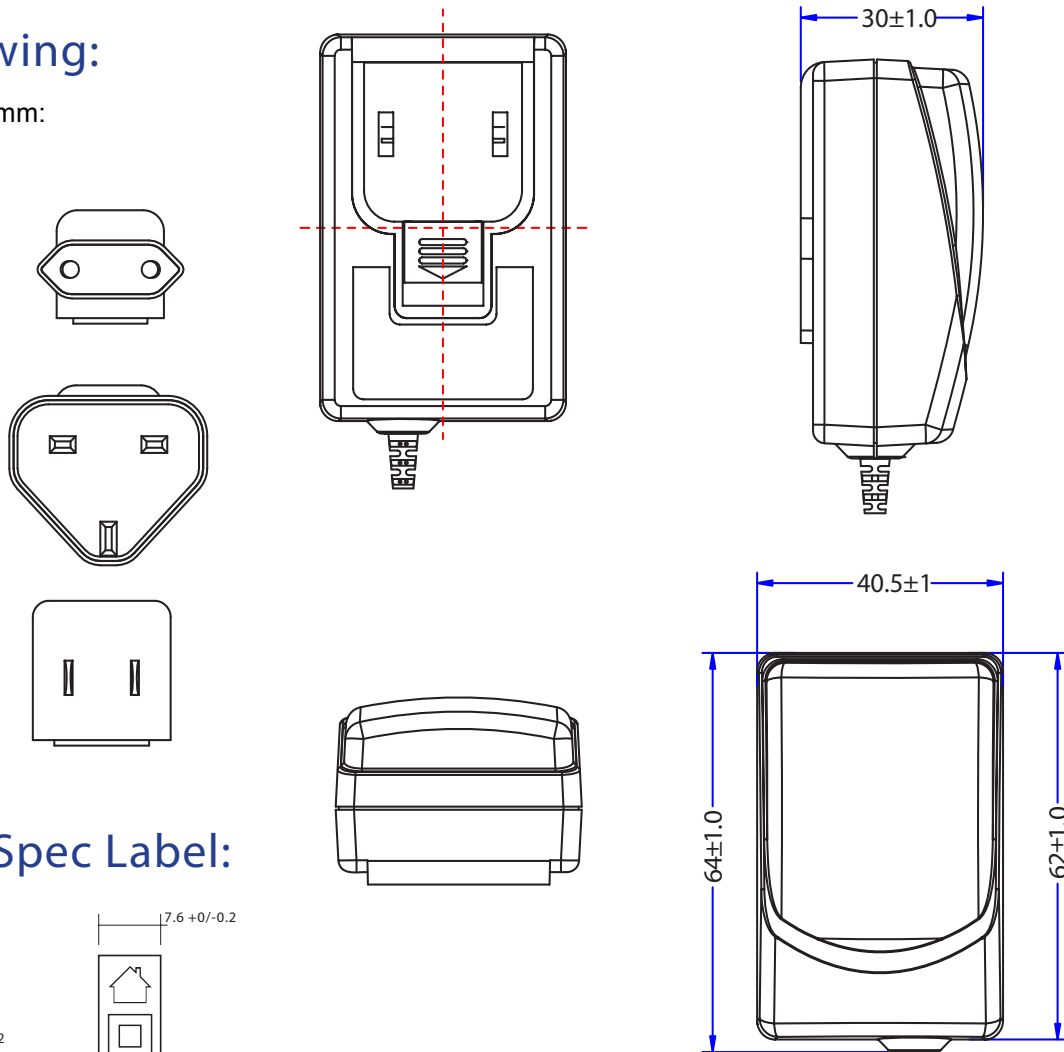


#22AWGX2C UL2468
OD: $\varnothing 1.7 \times 3.4$

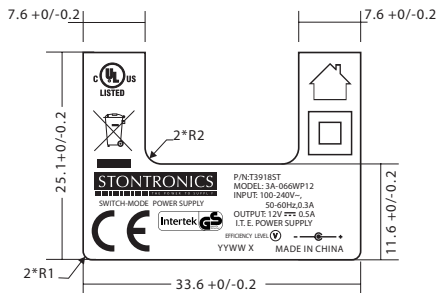
HAVE ON WORD WIRE IN OUTER, NO WORD WIRE IN INNER

Case Drawing:

- 64 x 40.5 x 30mm:



Example Spec Label:



Stontronics Ltd

Chancerygate Business Centre, Cradock Road, Reading, Berkshire, RG2 0AH.

Tel: +44 (0) 118 931 1199 • Fax: +44 (0) 118 931 1145 • Email: info@stontronics.co.uk • Web: www.stontronics.co.uk

Please Note: Image shown is representative of entire range. Individual PSU image &/or drawings or data sheets available on request.

Stontronics Ltd accepts no responsibility for typographical errors in the production of this leaflet. Product specifications are subject to change without notice.