

Product information

Gaston GTS-G range are valve-regulated lead-acid cells which use a proven combination of GEL and tubular technologies to offer a very high level of reliability. These single cells benefit from an optimized plate design which gives capacities in excess of the DIN standard values. In addition, the GASTON GTS-G range offers both a long float life and a high cycle life for a truly flexible solution.

GASTON GTS-G batteries are suitable for a broad range of applications including telecommunications, telephony, power generating stations and distributions systems, railway, airport and seaport signalling, computing, emergency lighting, automation and measuring systems.

Construction

Positive Electrode

- Tubular plate with GASTON Lead-Calcium-Tin alloy

Negative Electrode

- Grid plate with Lead-Calcium alloy

Separation

- Microporous separator, combined with corrugated separator

Case Material

- Styrene-acrylonitrile, rigid, impact resistant, halogen free

Electrolyte

- Sulphuric acid, immobilized as a gel

Terminal Design

- Leakproof safety pole with brass insert and M10 stainless steel bolts

Connectors

- Solid copper connector (30x3mm), insulated bolts-on type, flexible cable connector (70mm²), for horizontal installation, Voltage measurement possible

Cell Valve

- Flame arrestor safety valve

Charging

- Float charge voltage: 2.25 Volt per Cell

Recommended Range of Operation

- -10°C to +45°C (preferred value 20°C)

Product Standard

- DIN 40 742 (valve-regulated OpzV single cells)

LongLife

Gel (OPzV) Stationary GTS-G Range

Standard Configuration

- Telecommunications
- Uninterruptible Power System
- Electric Utility
- Railroad Signal and Communications
- Photovoltaic and Alternative Energy Systems

Features

- Single cells, nominal voltage 2V
- Capacities (C₁₀) from 200 Ah to 3000 Ah exceed the DIN standard values
- Space saving accommodation
- Low ventilation requirement according to EN 50272-2
- Highest EUROBAT classification long life



Technical data

Model	C ₁₀ 1.80	Capacity (Ah)			Internal resistance (incl. connector charged) (mOhm/cell)	Short circuit current (incl. Connector, charge) (A)	Dimensions (mm)			Weight (kg) cell
		C ₅ At final voltage U _E (V/c) 1.77	C ₃ 1.75	C ₁ 1.67			L	W	H*	
GTS-200G	200	174	150	109	0.92	2266	103	206	380	20.5
GTS-250G	250	215	187.5	132.5	0.74	2803	124	206	380	24.5
GTS-300G	300	260	225	163	0.63	3317	145	206	380	29.0
GTS-420G	420	390	326	242	0.49	4271	145	206	496	36.5
GTS-500G	500	445	370	283	0.43	4883	166	206	496	42.0
GTS-600G	600	530	450	351	0.55	3796	145	206	671	50.0
GTS-800G	800	710	600	468	0.40	5200	210	191	671	68.0
GTS-1000G	1000	890	750	585	0.32	6460	210	233	671	82.0
GTS-1200G	1200	1032	900	624	0.27	7675	210	275	671	97.0
GTS-1500G	1500	1365	1120	867	0.28	7510	210	275	821	120
GTS-2000G	2000	1820	1490	1168	0.21	10048	212	399	797	160
GTS-2500G	2500	2270	1890	1375	0.17	12606	212	487	797	200
GTS-3000G	3000	2730	2240	1752	0.14	14964	212	576	797	240

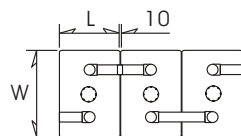
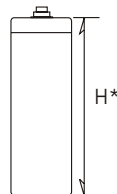
The electrical values shown in the table relate to loading from a fully charged condition at ambient temperature of +20°C.

*Height includes connectors.

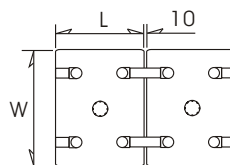
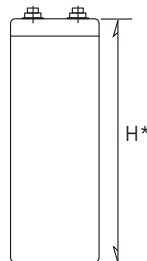
Installation

GASTON GTS-G batteries are mounted either in upright position on insulated floor stands or in horizontal position for space saving installation on tier stands. for use in earthquake zones special stands are available. The safety requirements of EN 50272-2 must be applied.

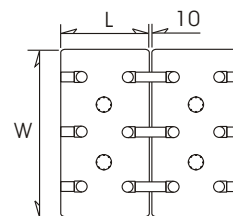
**GTS-200G ~
GTS-600G**



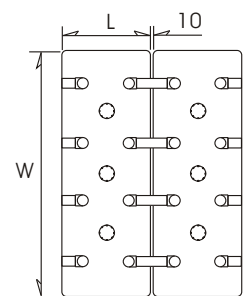
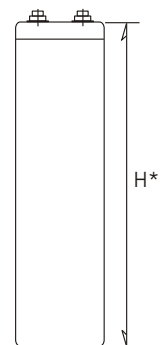
**GTS-800G ~
GTS-1500G**



GTS-2000G



**GTS-2500G ~
GTS-3000G**



GASTON BATTERY INDUSTRIA LTD

Add: 7/F,Blk B, Edwick ind Centre, 30 lei Muk Rd.,
Kwai Chung, HongKong.
Tel: (852)24477507 Fax: (852)26172465
E-mail: gaston@gaston.com.hk
Website: <http://www.gaston.com.hk>

GASTON NARADA INTERNATIONAL LTD

Add: rm 2403, Golden Business Center,
Shannan east Rd., ShenZhen,
Guangdong,P.R.China
Tel: 86-755-2513348 Fax: 86-755-25153349
E-mail: gaston@netvigator.com