

# RD-35 series

## 35W Dual Output Switching Power Supply

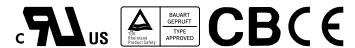
# STONTRONICS

THE POWER TO SUPPLY



### Features :

- Universal AC input / Full range
- Protections: Short circuit/Over load/Over voltage
- Cooling by free air convection
- LED indicator for power on
- 100% full load burn-in test
- All using 105°C long life electrolytic capacitors
- Withstand 300VAC surge input for 5 second
- High operating temperature up to 70°C
- Withstand 5G vibration test
- High efficiency, long life and high reliability
- 3 years warranty

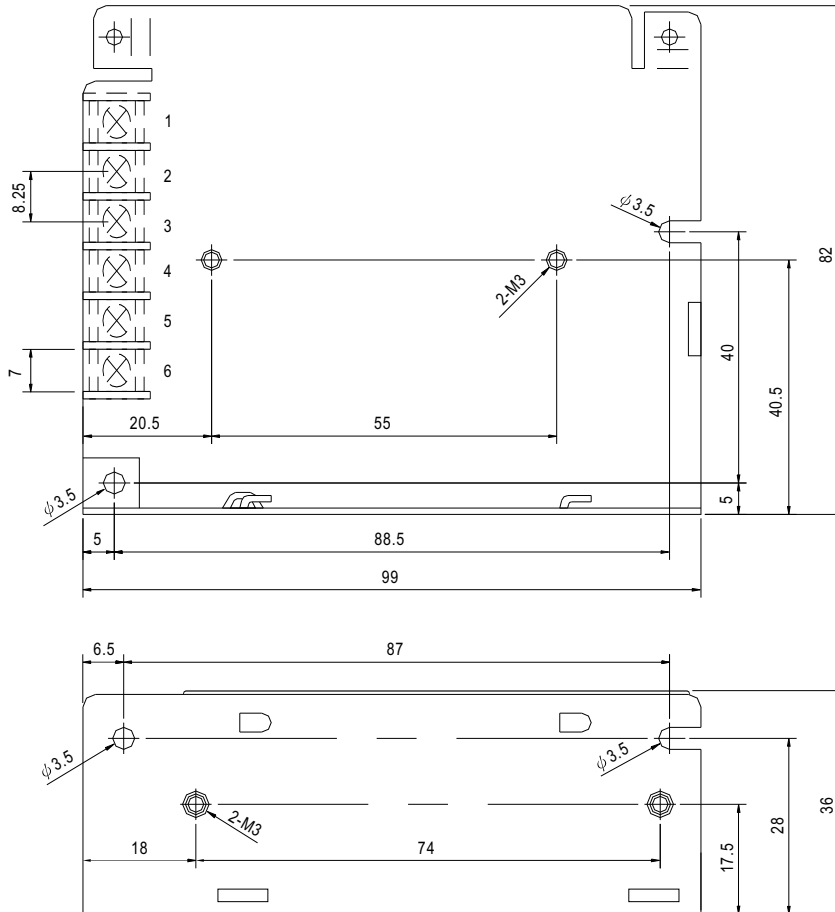


### SPECIFICATION

MODEL	RD-35A		RD-35B		RD-3513		
OUTPUT	OUTPUT NUMBER	CH1	CH2	CH1	CH2	CH1	CH2
	DC VOLTAGE	5V	12V	5V	24V	13.5V	-13.5V
	RATED CURRENT	4A	1A	2.2A	1A	1.3A	1.3A
	CURRENT RANGE	0.3 ~ 4A	0.2 ~ 1A	0.3 ~ 4A	0.2 ~ 1.3A	0.3 ~ 2A	0.2 ~ 1.5A
	RATED POWER	32W		35W		35.1W	
	RIPPLE & NOISE (max.) Note.2	80mVp-p		120mVp-p		120mVp-p	
	VOLTAGE ADJ. RANGE	CH1: 4.75 ~ 5.5V		CH1: 4.75 ~ 5.5V		CH1: 11.5 ~ 15.5V	
	VOLTAGE TOLERANCE Note.3	±2.0%	±6.0%	±2.0%	±5.0%	±4.0%	±4.0%
	LINE REGULATION Note.4	±0.5%	±1.5%	±0.5%	±1.0%	±0.5%	±0.5%
	LOAD REGULATION Note.5	±0.5%	±3.0%	±0.5%	±2.0%	±3.0%	±3.0%
SETUP, RISE TIME	500ms, 30ms/230VAC    1200ms, 30ms/115VAC at full load						
HOLD TIME (Typ.)	80ms/230VAC    16ms/115VAC at full load						
INPUT	VOLTAGE RANGE	88 ~ 264VAC    125 ~ 373VDC (Withstand 300VAC surge for 5sec. Without damage)					
	FREQUENCY RANGE	47 ~ 63Hz					
	EFFICIENCY (Typ.)	79%		82%		80%	
	AC CURRENT (Typ.)	0.8A/115VAC    0.55A/230VAC					
	INRUSH CURRENT (Typ.)	COLD START 36A/230VAC					
LEAKAGE CURRENT	<2mA / 240VAC						
PROTECTION	OVER LOAD	110 ~ 150% rated output power Protection type : Hiccup mode, recovers automatically after fault condition is removed					
	OVER VOLTAGE	CH1: 5.75 ~ 6.75V				CH1: 16.87 ~ 19.57V	
ENVIRONMENT	WORKING TEMP.	-25 ~ +70°C (Refer to output load derating curve)					
	WORKING HUMIDITY	20 ~ 90% RH non-condensing					
	STORAGE TEMP., HUMIDITY	-40 ~ +85°C, 10 ~ 95% RH					
	TEMP. COEFFICIENT	±0.03%/°C (0 ~ 50°C) on CH1 output					
	VIBRATION	10 ~ 500Hz, 5G 10min./1cycle, period for 60min. each along X, Y, Z axes					
SAFETY & EMC (Note 6)	SAFETY STANDARDS	UL60950, TUV EN60950 Approved					
	WITHSTAND VOLTAGE	I/P-O/P:3KVAC    I/P-FG:1.5KVAC    O/P-FG:0.5KVAC					
	ISOLATION RESISTANCE	I/P-O/P, I/P-FG, O/P-FG:100M Ohms/500VDC					
	EMI CONDUCTION & RADIATION	Compliance to EN55022 (CISPR22) Class B					
	HARMONIC CURRENT	Compliance to EN61000-3-2,-3					
EMS IMMUNITY	Compliance to EN61000-4-2,3,4,5,6,8,11; ENV50204, EN61000-6-2 (EN50082-2) heavy industry level, criteria A						
OTHERS	MTBF	179Khrs min.    MIL-HDBK-217F (25°C)					
	DIMENSION	99*82*36mm (L*W*H)					
	PACKING	0.3Kg; 45pcs/14Kg/0.83CUFT					
NOTE	<ol style="list-style-type: none"> <li>1. All parameters NOT specially mentioned are measured at 230VAC input, rated load and 25°C of ambient temperature.</li> <li>2. Ripple &amp; noise are measured at 20MHz of bandwidth by using a 12" twisted pair-wire terminated with a 0.1uf &amp; 47uf parallel capacitor.</li> <li>3. Tolerance : includes set up tolerance, line regulation and load regulation.</li> <li>4. Line regulation is measured from low line to high line at rated load.</li> <li>5. Load regulation is measured from 0% to 100% rated load.</li> <li>6. The power supply is considered a component which will be installed into a final equipment. The final equipment must be re-confirmed that it still meets EMC directives.</li> </ol>						

### Mechanical Specification

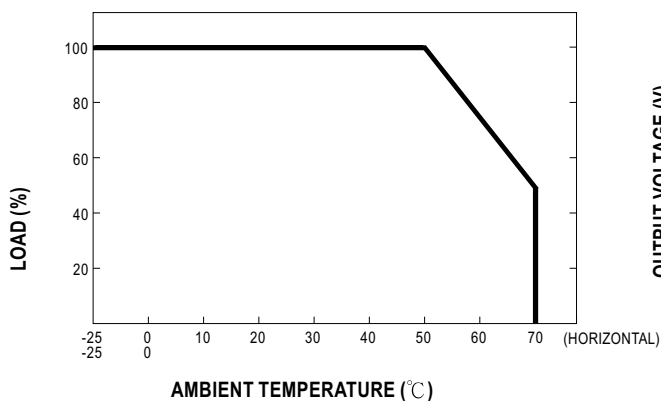
Case No. 932A Unit:mm



Terminal Pin. No Assignment

Pin No.	Assignment	Pin No.	Assignment
1	AC/L	4	DC OUTPUT V2
2	AC/N	5	DC OUTPUT COM
3	FG $\perp$	6	DC OUTPUT V1

### Output Derating



### Static Characteristics (A)

